

The background of the slide is a collage of various US dollar bills, including one-dollar and five-dollar bills, scattered and overlapping. The bills are in shades of green and white, with some serial numbers like 'E34112707E' visible. A dark green horizontal band is positioned across the middle of the image, serving as a background for the main title.

Writing for College Cash

Scholarship & College Applications
Presentation by Mrs. Neighbors

Utilize the Counseling Website

Go to the MHS website and under school information click on [“Counseling Center”](#)

If you need assistance with a traditional essay, check out the [SHMOOP tips](#) as well as getting assistance from your English teacher.

Check out the [College Essay Guy](#) for essay and application tips including: [combining prompts for a super essay](#).

Application/Scholarship Essay Tips

1. Answer the question
2. Write about something you have not previously mentioned in the application questions or resume attachment.
3. Remember your audience so they will remember you!

Apply to Colleges NOW!

You should apply to at least your top two college choices as well as to one you are positive you meet the minimum acceptance requirements.

If you are applying to a select/competitive program (like nursing, music, theatre, etc.) apply to multiple schools since spots are limited.

Check College Websites

Look at College Websites to investigate Admissions Requirements & more Scholarship Opportunities.

Questions to ask: Core GPA vs. Cumulative GPA; High School Classes required; Private vs. Public Funding for Financial Aid; Are scholarships stackable/combinable at this university?

Samples: [MIZZOU](#) [SEMO](#) [SLU](#)

Visit Colleges Virtually & In Person

*How likely are you to attend a college you are not going to visit in person?

*If it is hard for you to get there now, will it really be easier for you every year for the next four years?
Be realistic before applying.

*Utilize [SCOIR](#) and College Websites for Virtual Visits.

*See the Counseling Center Website “Applying to College” section for [visit questions/to-do list](#) and the [visit excusal form](#).



Trick or Treat?



Pay attention to College Deadlines. In order to earn scholarships specific to each university, you must apply by their scholarship deadlines; many of these are November 1. Plan to have all college applications submitted by Halloween to “treat” yourself to any possible free money. Do not procrastinate and “trick” yourself out of the chance for scholarships.



Scholarships



After applying to colleges, begin applying for scholarships. Check out scholarship websites as well as our local scholarship spreadsheet (all linked on the MHS Counseling website).

[Financial Aid/Scholarships](#)

Check eligibility requirements for upcoming scholarships at least once a month (1st Saturday).

FAFSA (opens Dec ???)

File the FREE Application for Federal Student Aid (FAFSA) at www.fafsa.gov and make sure to have your results sent to your potential universities. Once they have your FAFSA, they can send you your final Financial Aid package. This will include scholarships, grants, work study, and loans. If you need help reviewing this, see Mrs. Neighbors.



Happy New Year to You!



The FAFSA becomes available in December. Make your own deadline goal to have the FAFSA completed by **January 15**. The Missouri Priority deadline in the past has been **February 1** for full FAFSA grant benefits. Be aware - some states have other deadlines. The earlier you apply the sooner you will get your financial aid packages. Start the new year knowing you have met all the deadlines!

SCORE - SCOIR

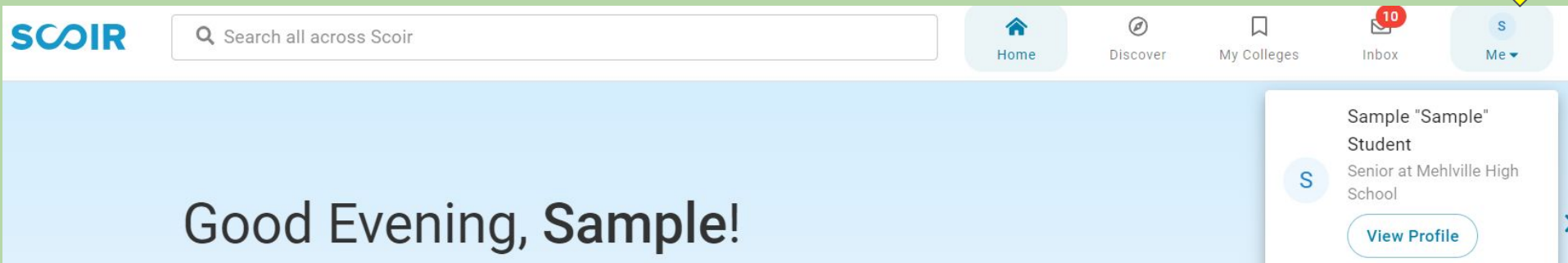
Utilize SCOIR to assist with your college applications, request transcripts and to sign up for college rep visits and career/college searches.

Go to app.scoir.com/signin and login using Google with your msdr9.org account.

Update Your Profile

Click on your initial or “Me” at the top right corner

1




Then click on View Profile to update your information.

2

SCORE - SCOIR

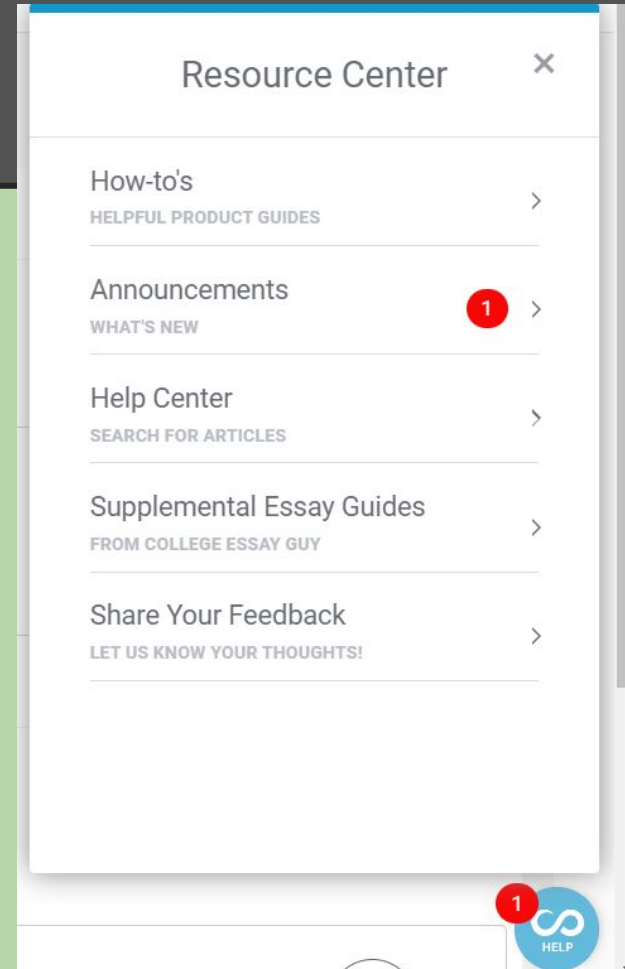
Watch any the SCOIR demo videos to help you locate potential colleges, to start the application process, and more.

Click on the Help circle in the bottom right corner for tips and updates.



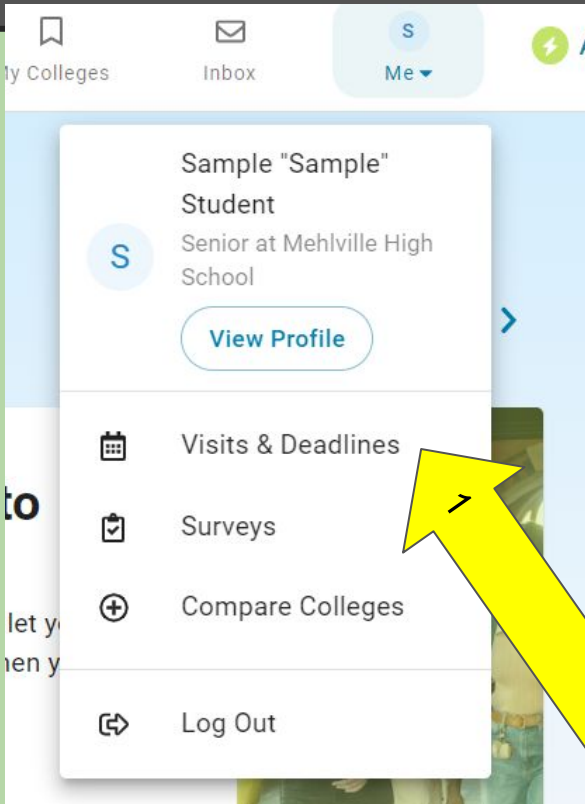
SCOIR - Resources

Once you click the Help circle, you will get access to the Resource Center with How-to's and the Help Center to guide you through all the opportunities SCOIR has to offer.



SCOIR Sign Ups with College & Career Reps

Click on “Visits & Deadlines” from the “Me” drop menu. This will show you upcoming college rep visits where you can register.



Visits & Deadlines

Filters

- ☒ Application Deadlines
- ☒ College Visits
 - ☒ All Upcoming Visits
 - ☐ Visits from My Colleges
 - ☐ Only My Registered Visits
- ☒ Office Hours

September 2023

25
Mon

 **Rockhurst University**
Kansas City, MO

Time:
09:30 AM - 10:30 AM

0 
Registered

[View](#)

 **University of Health Sciences & Pharmacy**
Saint Louis, MO

Location:
Counseling Center



Register

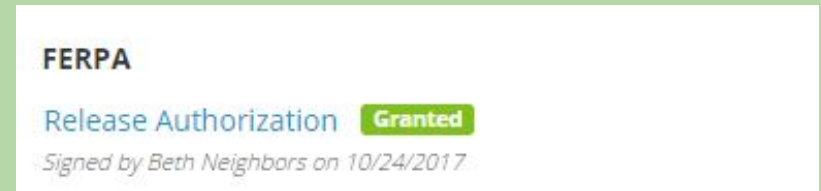

2

SCOIR Visits & EHall Pass

Once you register for a College/Career Rep Visit in SCOIR, mark your own calendar. Then on the day of the visit when TAP travel time begins at 9:30 you can use **EHall Pass** to request going to the location titled “**College Rep Visits**”. Be sure to use this location and NOT Counseling to allow other students to travel as needed.


SCOIR Parent/Guardian Invite needed for Transcripts

If you have not already done so - invite a parent/guardian to SCOIR. Go to your Profile section then Personal Details. If you see a name in blue - you have already invited a parent. Remind them to go to SCOIR.com and use their email as the username and then whatever password they chose. They will then need to sign the FERPA Release so we can send your transcripts to colleges, military, etc.








College Communications sent through SCOIR

Select the “My Colleges” section of your SCOIR Account. Then you can enter colleges you are following in this section - this will allow you to get alerts when those colleges are visiting MHS or other opportunities come from those colleges.



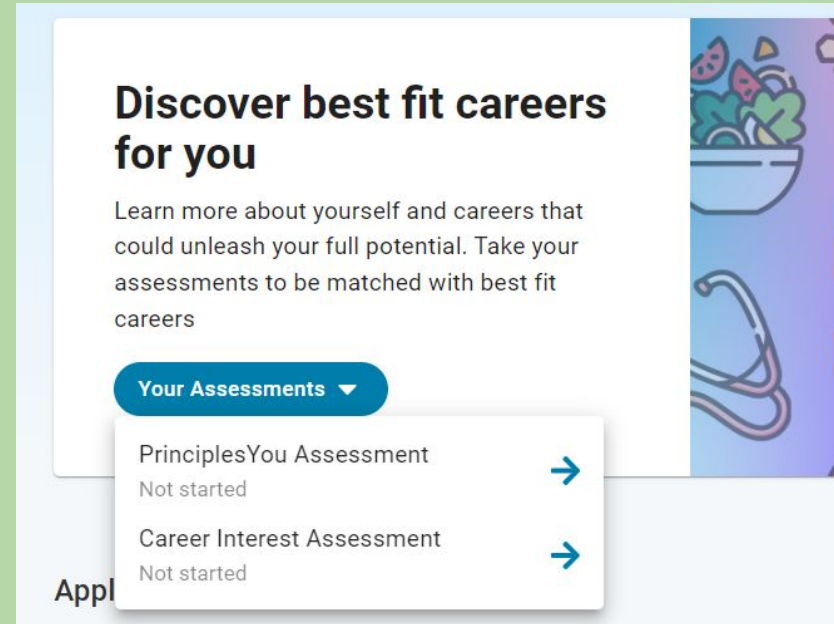
Transcripts sent through SCOIR

Once you have submitted your complete college application(s) - move the college into the “Applied” column. This then sends a message to our registrar to send your transcript.

Following (3) Schools your student likes	Applying (0) Applications in progress	Applied (2) Submitted applications
<div> Arkansas State University (Main Ca... Jonesboro, AR</div> <div> Saint Louis University Saint Louis, MO</div> <div> University of Missouri (Kansas City) Kansas City, MO</div>	<div>Add a College</div> <div>College application progress. Checklist and deadlines to help you along the process.</div> <div><input checked="" type="checkbox"/> _____</div> <div><input checked="" type="checkbox"/> _____</div>	<div>Add a College</div> <div>Where are you enrolling? Drop your choice here.</div> <div> Missouri State University (Springfield) Springfield, MO</div> <div>Rolling Tasks complete 0/3</div> <div>Pending Docs sent 2/2</div> <div> University of Missouri (Columbia) Columbia, MO</div> <div>Rolling Tasks complete 2/4</div> <div>Pending Docs sent 2/2</div>

Still no idea what you want to do after high school?

On your SCOIR Account Home Page look for the links to Career Assessments: PrinciplesYou & Career Interest. Take this Assessments and review your results.



The screenshot shows a user interface for career assessments. At the top, a header reads "Discover best fit careers for you" in bold black text. Below this, a paragraph states: "Learn more about yourself and careers that could unleash your full potential. Take your assessments to be matched with best fit careers". A blue button labeled "Your Assessments" with a downward arrow is positioned below the text. A white dropdown menu is open, showing two items: "PrinciplesYou Assessment" and "Career Interest Assessment", each followed by "Not started" and a blue right-pointing arrow. To the right of the text and button, there is a vertical decorative bar with a colorful, abstract pattern.

Discover best fit careers for you

Learn more about yourself and careers that could unleash your full potential. Take your assessments to be matched with best fit careers

Your Assessments ▼

- PrinciplesYou Assessment
Not started →
- Career Interest Assessment
Not started →

Appl

Missouri Connections Career/College Explorations

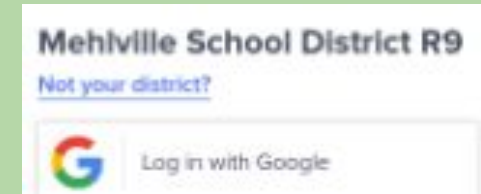
1-Go to your Classlink Backpack



2-Click on Missouri Connections Icon



3-Login with Google



Missouri Connections Career/College Exploration

5-Once you are on the Screen:



You can look at the ICAP menu activities for 12th Grade, take Assessments from the Assessments link, Investigate Careers & Education Opportunities with the Careers, Education, & Resume links

FINAL REMINDERS

College Application & SCOIR Updates Deadline Goal:
HALLOWEEN-Trick or Treat?

Scholarship Deadlines: Ongoing so check once a month
First Saturday of Every Month-recommended

FAFSA Deadline Goal: January 31 (the sooner the better)
Happy New Year!

Questions? Concerns? HELP!

Email me with questions and to set up an individual meeting or sign up in SCOIR for group meetings. If your parents have questions they can email me or call the Counseling Center office at 467-6108 to set up an appointment and I will meet with all of you together.